

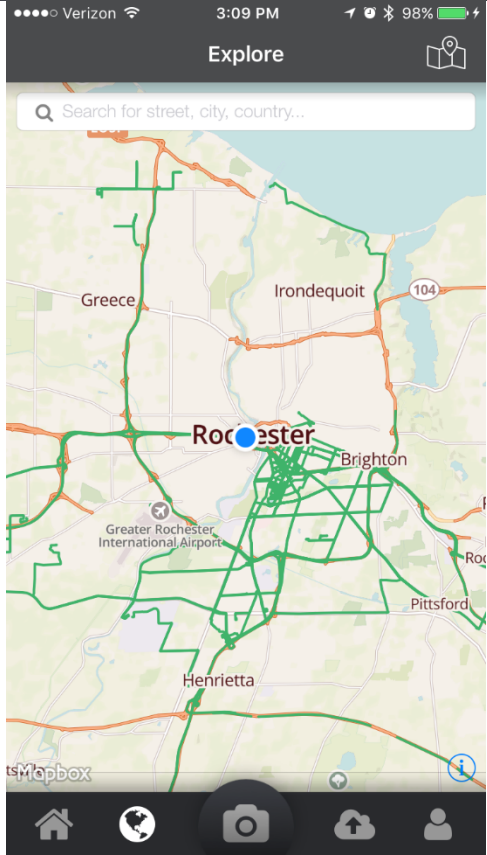

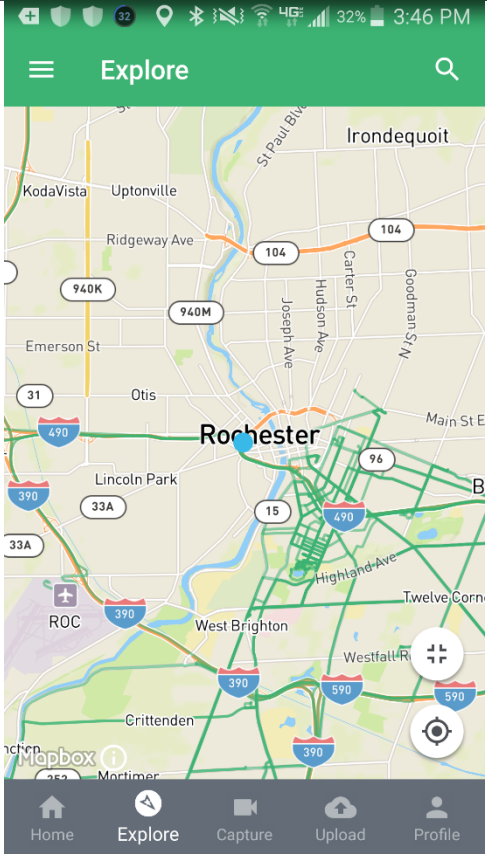



Mapillary allows users to upload images or videos to a public collection. The images and videos are georeferenced so that other users can find pictures or videos of specific locations.

To use Mapillary, visit www.mapillary.com

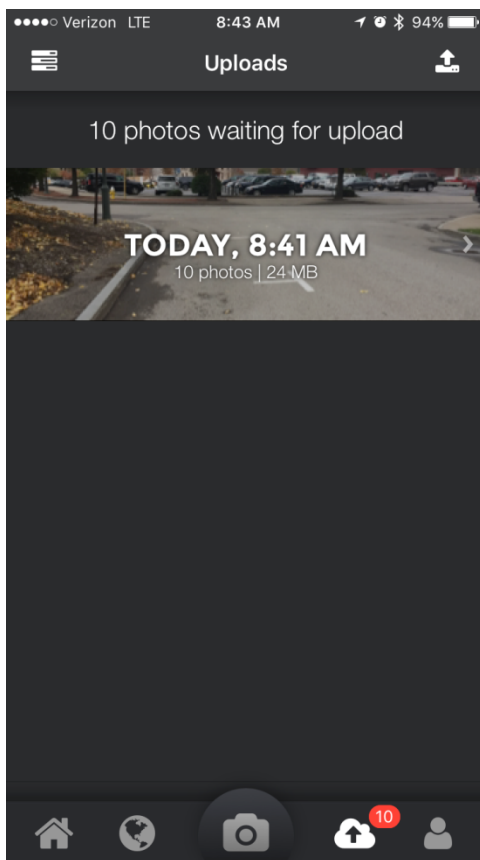
Then sign up, and download the smart phone application.

See the Walk Through below for instructions for iOS and Android phones.


iOS	Android
 <p>Open the app and to begin the capture process click:</p> 	 <p>Open the app and to begin the capture process click:</p> 



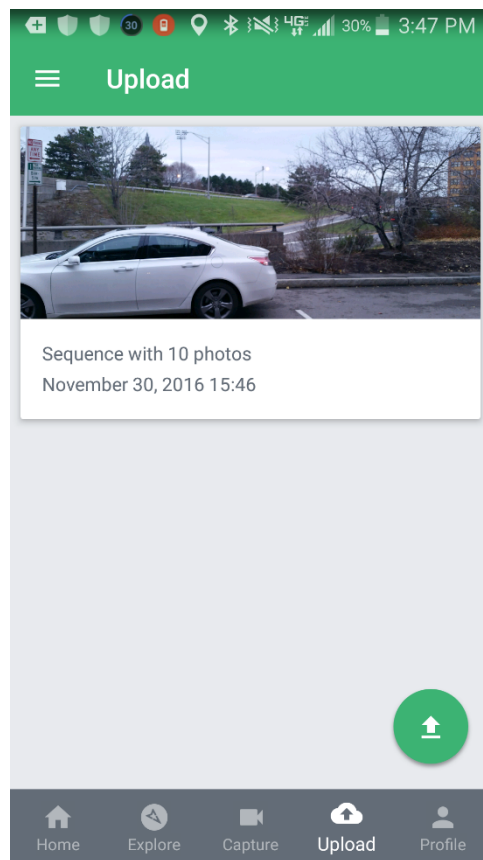
Click Start and capture the pictures.
Click Stop when you are done





Then click:  to upload your pictures.





Click Start and capture the pictures.
Click Stop when you are done




Then click:  to upload your pictures.



If you click on the set you can see all of the images that will be posted and you can remove any you do not want to send.
Then click:  to send them to the server.



If you click on the set you can see all of the images that will be posted and you can remove any you do not want to send.
Then click:  to send them to the server.